




ENERG

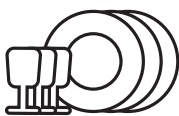


SAMSUNG

DW60A8050FS



75 kWh /  **100**



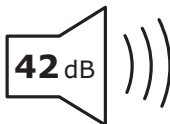
14 x



9,8 L



3:30



42 dB

A**B**CD